

DWM

Twin-Shaft Mixer




WE ADD PROFITABILITY TO THE MIX


www.concretebiz.com



1a.



1b.



2a.



2b.





3.



4.

Twin-Shaft Mixer

Ideal for Ready-Mix and high-volume applications. Powerful and economical to operate.

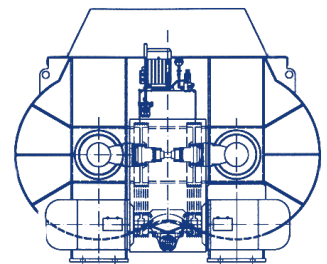
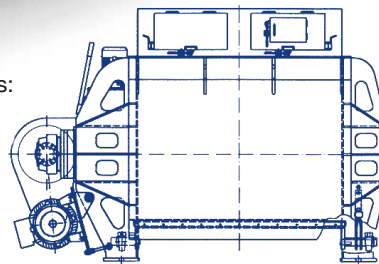


The mixer equipment is factory pre-wired to a terminal box assuring fast and trouble-free installation and integration.

DWM mixer system with maximum output capacity, minimum wear, shortest discharge time and ability to process aggregates up to 150 mm (6 inches).

Available in 6 sizes:



- DWM 1875
- DWM 2500
- DWM 3375
- DWM 4500
- DWM 5250
- DWM 6750



1. a. Powerful rugged drive with two heavy-duty motors, gear reduction drive system and elastic coupling.
b. Highly wear-resistant arms and shovels made of special Ni-Hard. Option: Toothed or smoothed cleaning rings for mixing shafts.
2. a. Large inspection and maintenance doors on both sides for unobstructed access.
b. Limit switch, designed according to the latest safety regulations.
3. Discharge gate with two hydraulic cylinders for fast discharge.
4. Automatic high-pressure mixer cleaning system for fast cleanup. Inclusive frost protection and hand lance for manual cleaning.
5. Two high volume water manifolds with perfectly aligned spray pipes for even, efficient water distribution, reducing mixing time.
6. Hydraulic unit for actuation of the discharge gate with manual pump for emergency opening.
7. Automatic central greasing system for efficient lubrication of the shaft seals and roller bearings. Large grease measuring tank with low-level and flow indicator.
8. MobilMat plant with DWM 4500.
9. Module unit with holding hopper for one batch of aggregates, cement and water scale.



Armor-plated mixer floor lining for extended life time.



DWM Mixer
Built on
experience

